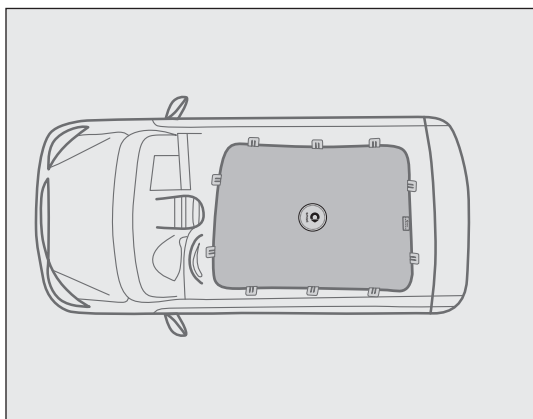


## 1. Position



## 2. Packing List

Serial No.	Name	Qty
1	Sunroof_black	1
2	Roof Bracket Buckle (black)	10
3	Magnetic Suction Cup	1
4	Magnet	1
5	Storage Bag	1
6	Certificate	1
7	Warranty Card	1
8	Installation Instructions	1

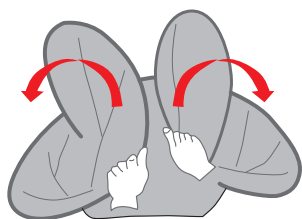
## 3. Notes

1. Please ensure that the accessories of the sunshade are complete and the structure is not deformed or damaged.
2. Avoid scratching or damaging the product and vehicle parts during installation.

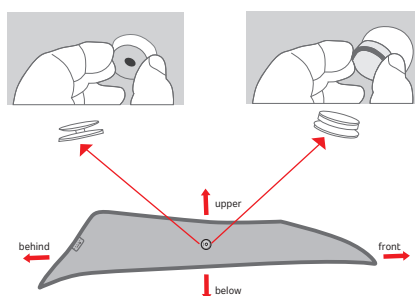
## 4. Installation Duration

1. Standard hours: 10 minutes
2. Suggested persons of installation: 1 person

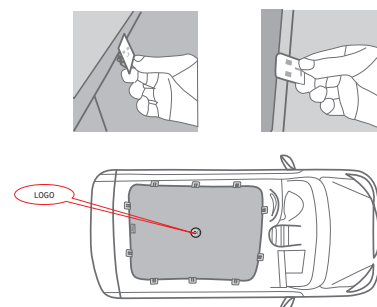
## 5. Installation Steps



1. Pull apart in the direction shown.

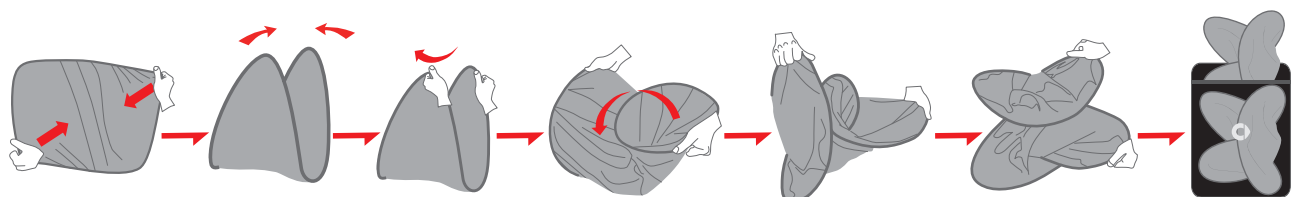


2. Identify the installation direction and select the accessories you need.



3. Move into the vehicle as shown, install and adjust the buckle. Press the center logo to complete the installation.

## 6. Product storage



Remove all accessories, fold them in the order shown and place them in the storage bag.